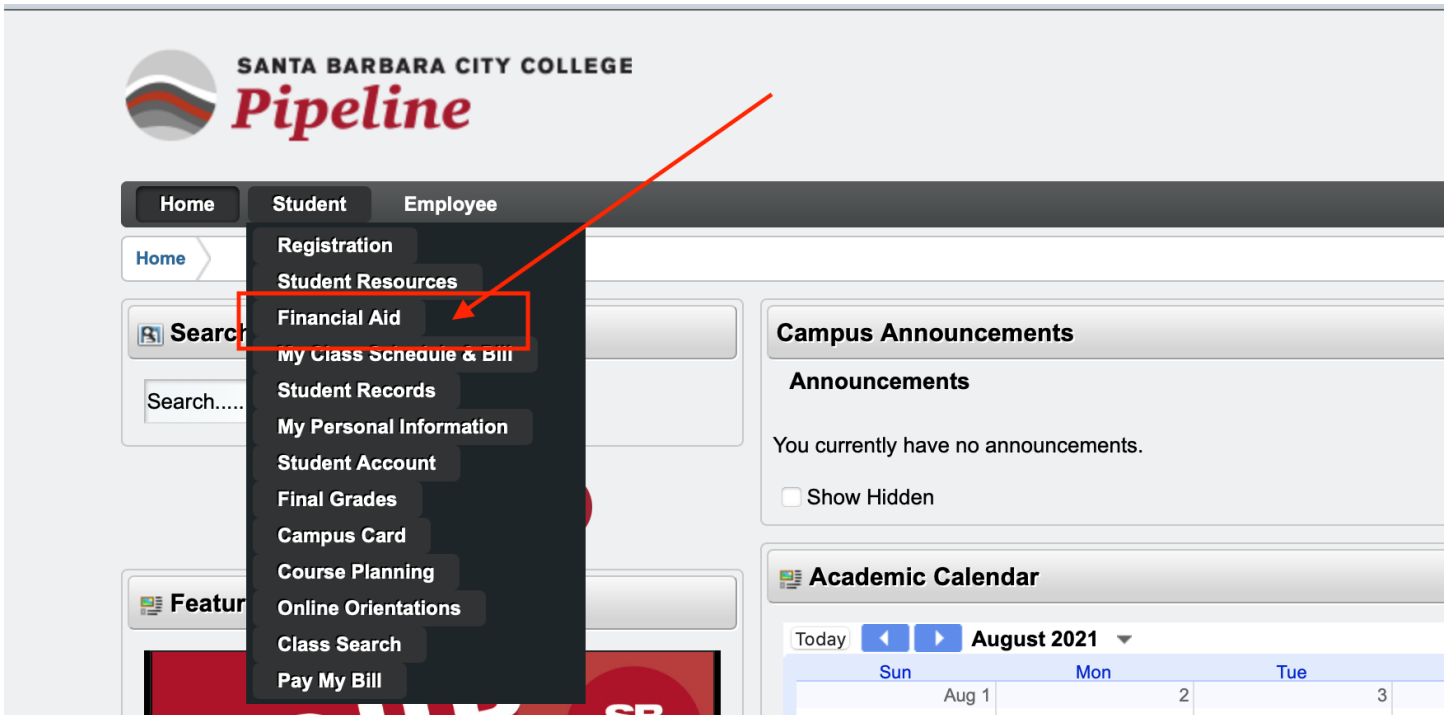
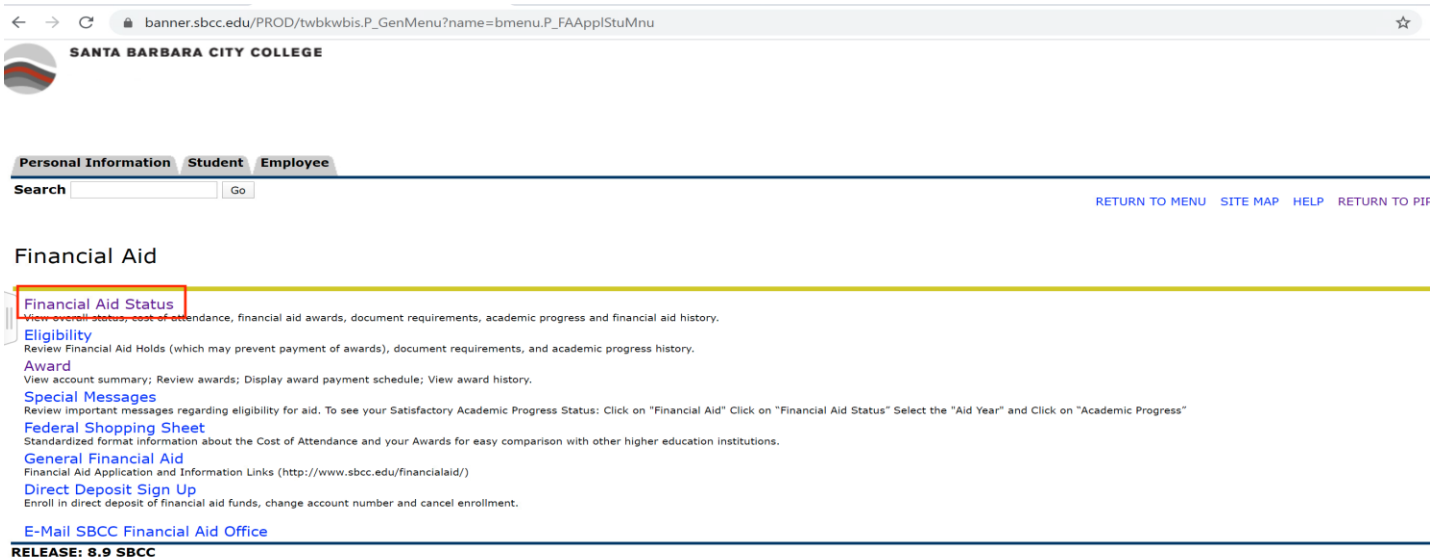


# One-Time Account Creation: Step by Step Instructions

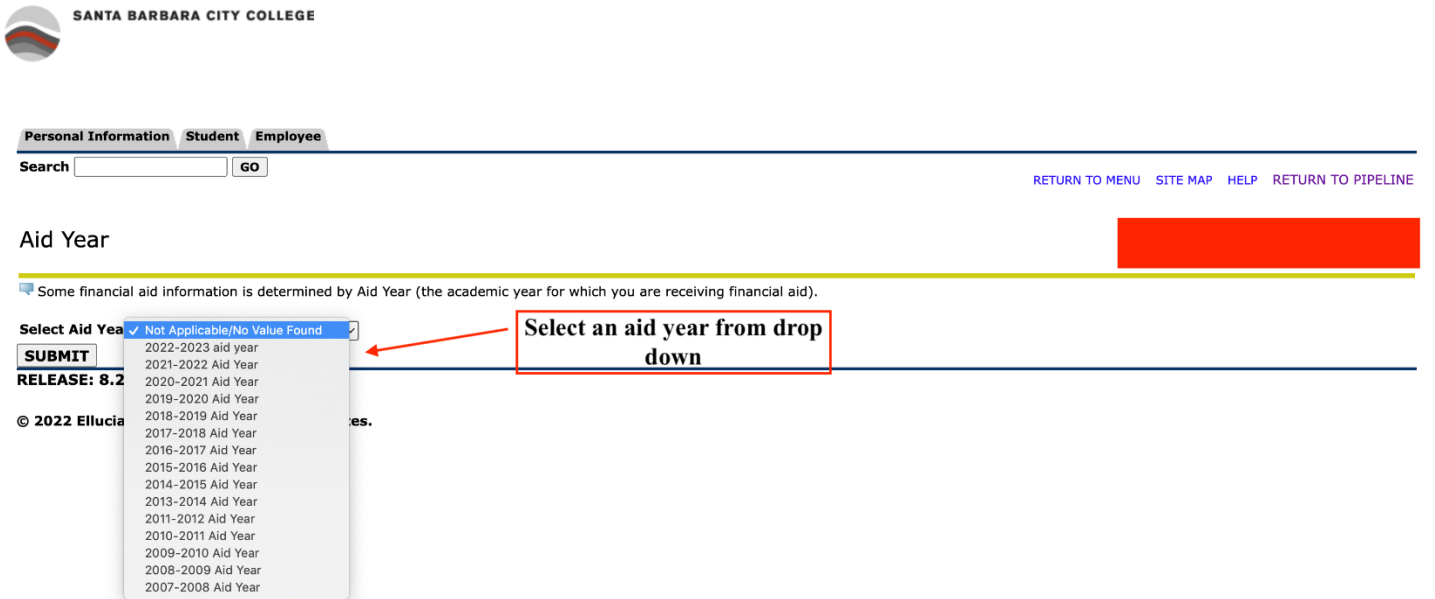
1) Log into your pipeline account, and select 'Financial Aid'



2) Select 'Financial Aid Status'



### 3) Select an aid year by clicking on the drop down arrow



**SANTA BARBARA CITY COLLEGE**

Personal Information Student Employee

Search

[RETURN TO MENU](#) [SITE MAP](#) [HELP](#) [RETURN TO PIPELINE](#)

#### Aid Year

Some financial aid information is determined by Aid Year (the academic year for which you are receiving financial aid).

Select Aid Year  **Select an aid year from drop down**

- 2022-2023 aid year
- 2021-2022 Aid Year
- 2020-2021 Aid Year
- 2019-2020 Aid Year
- 2018-2019 Aid Year
- 2017-2018 Aid Year
- 2016-2017 Aid Year
- 2015-2016 Aid Year
- 2014-2015 Aid Year
- 2013-2014 Aid Year
- 2011-2012 Aid Year
- 2010-2011 Aid Year
- 2009-2010 Aid Year
- 2008-2009 Aid Year
- 2007-2008 Aid Year

RELEASE: 8.2

© 2022 Ellucia

### 4) Click on 'Student Requirements'

The following information is based on your status with a Out of State Off Campus Budget for the Spring Semester.

Federal Pell Grants or California College Promise Grants (CCPG) can be estimates. The Pell award is subject to change until the file is packaged.

This is a summary of your financial aid information for the specified aid year. To obtain greater detail about any of the following summary statements, select the corresponding link.

You have unsatisfied **student requirements** for this aid year.

## 5) In the Student Requirements tab you can view Unsatisfied Requirements. Click on 'Financial Aid Verification'

**Student Requirements** Holds Academic Progress

### Unsatisfied Requirements

#### Requirement

##### Direct Loan Entrance Requirement

If you are planning on borrowing a student loan, you will need to complete online loan entrance counseling at <https://studentloans.gov>. Entrance counseling only needs to be done once for both subsidized and unsubsidized loans. You will still need to submit a completed Direct Loan Request Form to the SBCC Financial Aid Office.

##### Direct Loan Entrance Requirement

If you are planning on borrowing a student loan, you will need to complete online loan entrance counseling at <https://studentloans.gov>. Entrance counseling only needs to be done once for both subsidized and unsubsidized loans. You will still need to submit a completed Direct Loan Request Form to the SBCC Financial Aid Office.

##### Financial Aid Verification

Financial Aid Verification- Your FAFSA or CA Dream Act Application has been selected for verification. Please click on Financial Aid Verification above, to sign into our new paperless process.

##### See FA Advisor Regarding Exceeding Aggregate Loan Limits

NSLDS- NSLDS states that there are issues with the status of your previous student loans. Please contact a SBCC Financial Aid Advisor to resolve the issue.

 The Requirements link enables you to download the form necessary to complete the specific requirement or transfers you to another page to satisfy the requ

### Satisfied Requirements

- 6) You will be routed to our Online Paperless Verification system. This system requires a *one-time* account creation. When entering First Name, Last Name, Date of Birth, Social Security/DREAM ID the information must be entered exactly as it was reported on the FAFSA/CA Dream application.

This page will automatically close and log you out in 2:17 \*Required

### Confirm Student Information

*Information provided in the fields below must match information provided on your financial aid application - either the Free Application for Federal Student Aid (FAFSA) or the California Dream Act Application. An exact match of all 4 pieces of information to what you provide on one of these applications is required.*

Why do I have to provide this?

- \* First name
- \* Last name
- \* Date of birth
- \* Social security number/DREAM ID
- \* Preferred email
- \* Confirm email

Phone Number  
*Provide a phone number to subscribe to mobile phone text messages for account updates.  
(Standard text message charges apply)*

**Register Account**